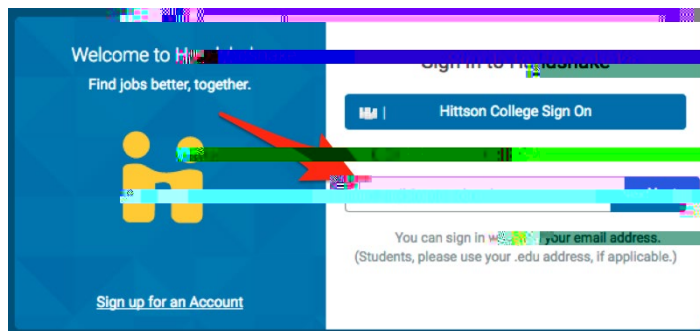




## How to Log-in as an Alum & Reset your Password


In order to log in to **WildcatWorks** account as an alum, you will need to set your **WildcatWorks** password following the steps below:

1. Visit Daemen's **WildcatWorks** website ([daemen.joinhandshake.com](http://daemen.joinhandshake.com)). Enter the email address you



will be using for this account. If you have an active [daemen.edu](http://daemen.edu) email address, please try that email first.

2. If you have an account with the email you added, continue with setting your password. If you do not have an account with the email you added, skip to **step 8**. The next step in the password reset is to click "Log In using Email and Password" at the bottom of the text box.




3. You will see a password prompt next. Instead of entering a password, click on "Forgot your password?"


- Next you will enter your email address for a new password link:



- The system will send you a link to the email you entered with instructions on how to move forward. This message will appear at the top of the screen once this is complete:



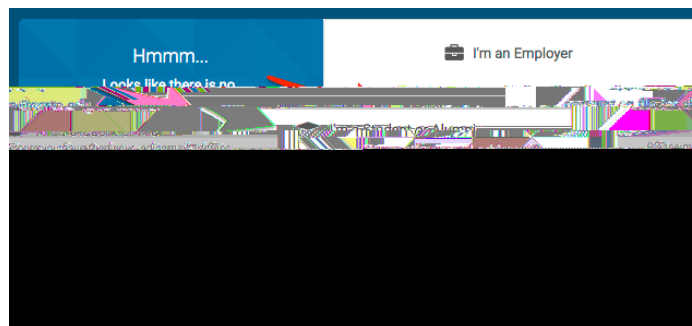
- Check your email to find this email from Handshake. If you are not seeing this in your inbox, please be sure to check your Spam folder:



7. Follow the link to reset your password. After updating, you will be able to log in with the email address and password you just created.



8. If you do not have an account with the email you entered, you will need to sign up by clicking "I'm a student or Alumni".



9. On the next screen, you will be able to set up an account with a new password. Click "Register a New Account" and fill out the necessary fields:

A screenshot of the Handshake "Sign Up" form. The form is titled "Sign Up" and asks "What kind of account do you want to create?". Below this, there are two radio buttons: "Student / Alumni" (which is selected) and "Employer". Under "Student / Alumni", there is a "School" field with "Adams State College" entered. A blue information icon and a message state: "Your school may have already created an account. If you are having trouble logging in using your school email first." Below this are fields for "First Name", "Last Name", "Email Address" (with a note "Please use your school email address."), "Password", and "Confirm Password". At the bottom, there is a checkbox for "I agree to the Terms of Service and have read the Privacy Policy" and a blue "Create Account" button.

10. If you aren't registering with an .edu email address, a career services staff member will need to approve your account before you gain access to **WildcatWorks**.